

Trims for 3" Ceramic Metal Halide MR16 Recessed Housings

Catalog No. _____

Type _____

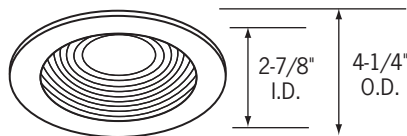
Project _____

All trims are compatible with 3 Inch Ceramic Metal Halide MR16 Recessed Housings: RA316E20MH and RA316E39MH.
Maximum lamp rating for most trim options: 39W Ceramic Metal Halide MR16 lamp, unless noted.

All trims have white trim finish unless specified.

All trims are cULus listed.

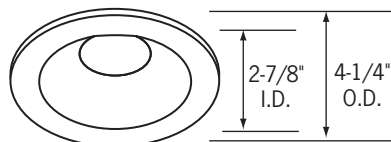
All trims are suitable for damp locations; only shower trims are listed for wet locations.



CTR301MH-P
Adjustable Black Baffle

CTR301MH-WHT
Adjustable White Baffle

15° Vertical swing, will accept (1) 45mm lens.



CTR302MH-P-(BLK, PL, WHT)

Adjustable Multiplier with White Trim Ring; Select Reflector Finish

37° Vertical adjustment, will accept (1) 45mm lens.

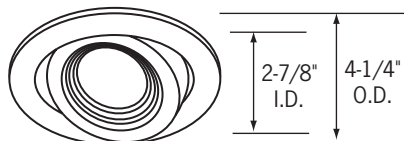


CTR303NMH-P

Slotted Wall Wash

50° Swing adjustment, external 358° rotation. Slot aperture permits maximum beam area adjustment for either wall wash or concealed accent lighting effects. Black interior surface. Will accept (1) 45mm lens.

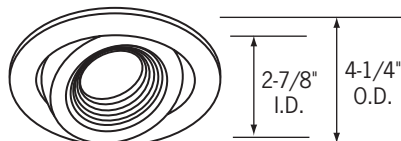
1-3/8" x 2-1/2"
Oblong Slot



CTR306MH-P

Surface Adjustable Black Baffle

40° Vertical adjustment, 359° horizontal rotation. Regressed black baffle reduces surface brightness. Exclusive flat, stainless mounting clips hold trim firmly to ceiling.



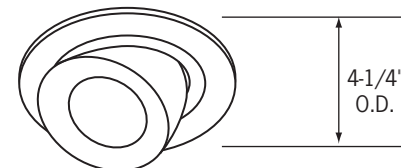
CTR307MH-(P, B)

Adjustable Pin Spot, Black Baffle

CTR307MH-WHT

Adjustable Pin Spot, White Baffle


Deep baffle for maximum lamp concealment. May be used as a pin spot style downlight or an adjustable accent light. 35° Vertical adjustment. Will accept (1) 45mm lens.



CTR325MH-(P, B, NK, ST)

Fully Adjustable

Die cast, fully adjustable, round lampholder and backplate. Easy relamping with twist-off front retaining ring. Unsurpassed aiming flexibility: 87° vertical, 359° rotational. Specify trim finish.



45MM Tempered Glass Lenses

- LF16-A 45MM - Amber
- LF16-B 45MM - Blue
- LF16-G 45MM - Green
- LF16-LB 45MM - Light Blue
- LF16-R 45MM - Red
- LF16-RO 45MM - Rose
- LF16-Y 45MM - Yellow
- LF16-73 45MM - Prismatic Spread Lens
- LF16-CL 45MM - Clear Replacement Lens
- LF16-LS 45MM - Linear Spread Lens
- LF16-SL 45MM - Soft Light Sandblasted Lens
- LF16-UV 45MM - Optivex UV Glass Filter

Reflector/Trim Finishes

Reflector Finish Options:

- BLK - Black
- PL - Matte Platinum
- WHT - White

Trim Finish Options:

- B - Black
- NK - Brushed Nickel
- P - White
- ST - Brushed Stainless Steel

