

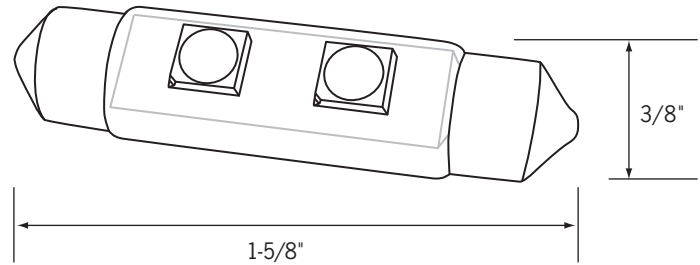
# F48LED

## 0.48W 12V LED Festoon Lamp

Catalog No. \_\_\_\_\_

Type \_\_\_\_\_

Project \_\_\_\_\_



### Specifications/Features

#### Lamp

(2) 0.24W LEDs, 12V Constant Voltage Input; 0.48W Total.  
Warm White: 2700°K, 21 Lumens, CRI of 75  
Neutral White: 4200°K, 22 Lumens, CRI of 75  
Cool White: 5500°K, 22 Lumens, CRI of 80  
Designed for use with the Symphony Festoon Fixture (MCT-201).  
Consult factory for approval of specific luminaire compatibility.

#### Electrical

0.48W, 120V Primary, 12V Secondary.

#### Warranty

This lamp is covered by Con-Tech's full three (3) year replacement guarantee after date of purchase.

### Ordering Information

Example Order:

Lamp

**F48LED**

Color Temperature

**27** - Warm White, 2700°K  
**42** - Neutral White, 4200°K  
**55** - Cool White, 5500°K



# F48LED

## 0.48W 12V LED Festoon Lamp

Catalog No. \_\_\_\_\_

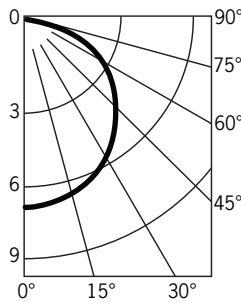
Type \_\_\_\_\_

Project \_\_\_\_\_

### Cool White Each Lamp: (2) .24W White LEDs Test: 62125

#### Performance Data

Lumens: 22  
 Lumens Per Watt: 46  
 Watts@12V: .44  
 Lumen Maintenance: >70% of Initial Lumens @ 50,000 Hours  
 Color Temperature (CCT): 5500°K Cool White  
 Color Rendering Index (CRI): 80



#### Candlepower Summary

FROM 0	ZONAL LUMENS
0	
5	0.6
15	1.9
25	2.8
35	3.5
45	3.7
55	3.4
65	2.6
75	1.5
85	0.3
95	

#### Cone of Light

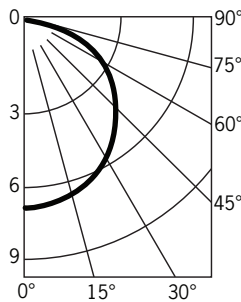
Note: Diameter shown is where fc value is half the fc at nadir.

DISTANCE (FT.)	FOOTCANDLES (FC)	BEAM DIAMETER (FT.)
0.5'	27.1	0.6
1.0'	6.8	1.3
1.5'	3.0	1.9
2.0'	1.7	2.6
2.5'	1.7	2.6

### Neutral White Each Lamp: (2) .24W White LEDs Test: 62124

#### Performance Data

Lumens: 22  
 Lumens Per Watt: 46  
 Watts@12V: .47  
 Lumen Maintenance: >70% of Initial Lumens @ 50,000 Hours  
 Color Temperature (CCT): 4200°K Neutral White  
 Color Rendering Index (CRI): 75



#### Candlepower Summary

FROM 0	ZONAL LUMENS
0	
5	0.7
15	2.0
25	3.0
35	3.7
45	3.9
55	3.6
65	2.8
75	1.6
85	0.4
95	

#### Cone of Light

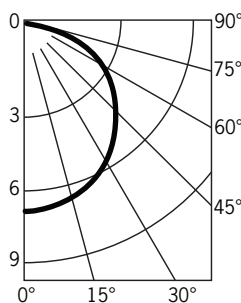
Note: Diameter shown is where fc value is half the fc at nadir.

DISTANCE (FT.)	FOOTCANDLES (FC)	BEAM DIAMETER (FT.)
0.5'	29.2	0.6
1.0'	7.3	1.3
1.5'	3.2	1.9
2.0'	1.8	2.5
2.5'	1.2	3.2

### Warm White Each Lamp: (2) .24W White LEDs Test: 62123

#### Performance Data

Lumens: 21  
 Lumens Per Watt: 42  
 Watts@12V: .44  
 Lumen Maintenance: >70% of Initial Lumens @ 50,000 Hours  
 Color Temperature (CCT): 2700°K Warm White  
 Color Rendering Index (CRI): 75



#### Candlepower Summary

FROM 0	ZONAL LUMENS
0	
5	0.6
15	1.8
25	2.7
35	3.3
45	3.5
55	3.2
65	2.4
75	1.4
85	0.3
95	

#### Cone of Light

Note: Diameter shown is where fc value is half the fc at nadir.

DISTANCE (FT.)	FOOTCANDLES (FC)	BEAM DIAMETER (FT.)
0.5'	26.6	0.6
1.0'	6.6	1.3
1.5'	3.0	1.9
2.0'	1.7	2.5
2.5'	1.1	3.2

