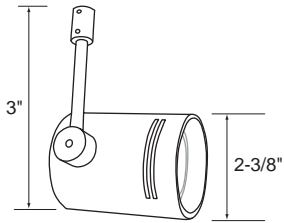


Odyssey Flexible Track System

Odyssey line voltage flexible track system offers unique visual interest over standard ceiling track. Fixtures are crafted from high quality materials to provide years of appealing illumination with an adapter integrated into each one to ensure a solid electrical connection and simplified installation on the track. Fixtures are available in a silver or antique bronze finish to create a modern style in many different environments. No transformer is required for the line voltage fixture offering. All fixtures carry Con-Tech's one year full replacement guarantee after installation. See specific fixtures for lamp type and maximum wattage, lamps are sold separately. All fixtures are cULus listed for dry locations.

120V Fixtures

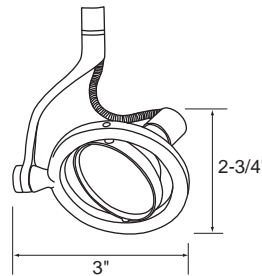


Bima Spot

Lamp: 50W max. PAR16 GU10 base
Finish: -AB, -S



LIR697



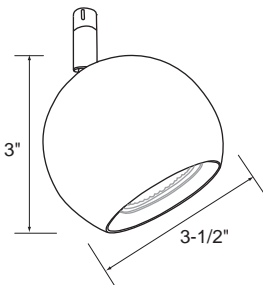
Lika Spot

Dual Swivel lampholder. Rear lampholder allows use of (1) LF16 series or FA-16 filter.

Lamp: 50W max. PAR16 GU10 base
Finish: -AB, -S



LIR596

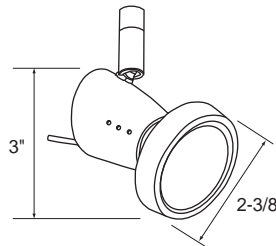


Sphere Spot

Lamp: 50W max. PAR16 GU10 base
Finish: -AB, -S




LIR698

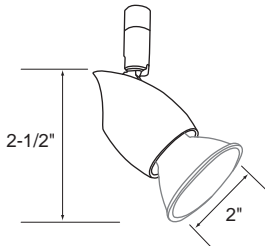


Risa with Ring

Lamp: 50W max. PAR16, GU10 base
Finish: -AB, -S




LIR4537

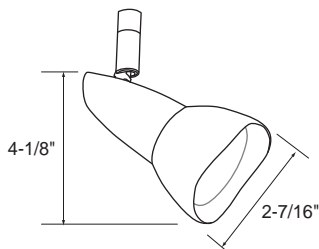


Neat Spot

Lamp: 50W max. PAR16 GU10 base
Finish: -AB, -S



LIR298

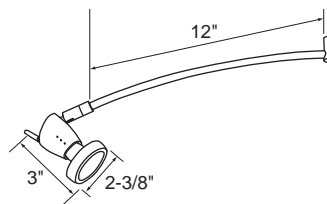


Ponti with Porcelain Shade

Lamp: 50W max. PAR16, GU10 base
Finish: -AB, -S



LIR400



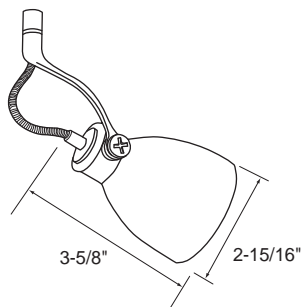
Risa Display Light with Ring

12" arm swivels to move spot fixture to either side of track.

Lamp: 50W max., PAR16, GU10 base
Finish: -S



LIR984

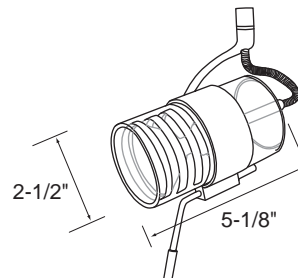


Radia-S with Curved Arm and Porcelain Shade

Lamp: 40W max. T4, G9 Bi-pin base
Finish: -S



LIR44156



Varre

Glass tube accent with curved arm and removable side louver.

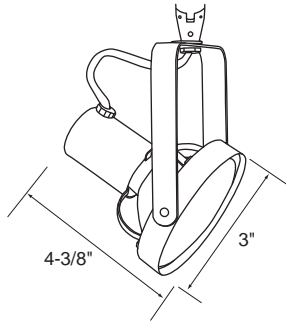
Lamp: 50W max. PAR16, GU10 base
Finish: -S



LIR1065

Finish Codes: AB - Antique Bronze, S - Silver

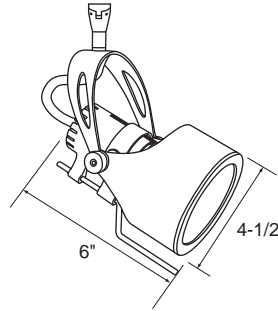
Odyssey Flexible Track System 120V Fixtures



**PAR20
Gimbal Mounted Spot**
Front loading lamp. "Sure-Set" yoke.
Lamp: 50W max. PAR20,
E26 med. base
Finish: -AB, -S



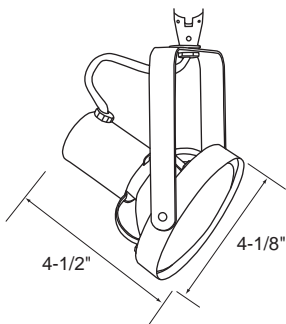
LIR2820



Bolos
Accepts LF20 series filters.
Lamp: 75W max. PAR30,
E26 med. base
Finish: -AB, -S



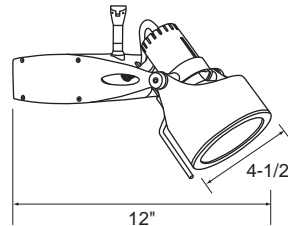
LIR830



**PAR30
Gimbal Mounted Spot**
Front loading lamp. "Sure-Set" yoke.
Lamp: 75W max. PAR30,
E26 med. base
Finish: -AB, -S



LIR2830



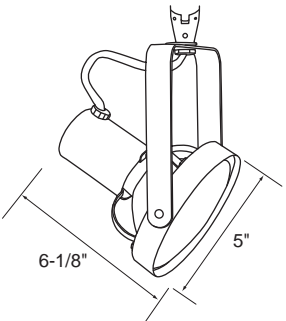
Bolos
Aromat electronic ballast. Accepts
LF20 series filters.
Lamp: E26 med. base (see below)
Finish: -AB, -S



LIR830/20MH - 20W PAR30 MH

LIR830/39MH - 39W PAR30 MH

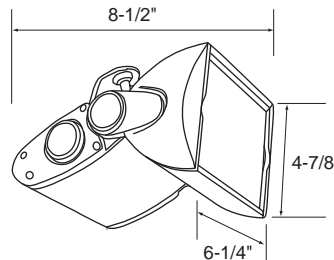
LIR830/70MH - 70W PAR30 MH



**PAR38
Gimbal Mounted Spot**
Front loading lamp. "Sure-Set" yoke.
Lamp: 250W max. PAR38,
E26 med. base
Finish: -AB, -S




LIR2838



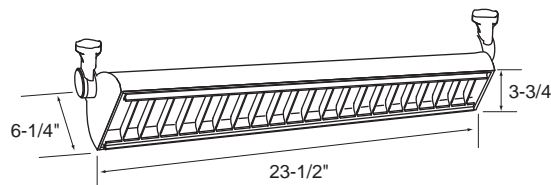
Stealth
Aromat electronic ballast. Fixture
swivels horizontally and vertically.
Accepts LF-70 series filters.

Lamp: 70W T6 or TD-6,
R7S RSC base

Finish: -AB, -S



LIR70DE-WW



2' 2T5HO Wall Lighter
Fluorescent fixture. "Sure-Set"
swivel positioning. High efficiency
electronic ballast. 25-7/8" Overall
length, 4" deep with louver.

Lamp: (2) 24W T5HO,
Mini Bi-Pin base

Finish: -AB, -S



LIR14224/HO

Finish Codes: AB - Antique Bronze, S - Silver