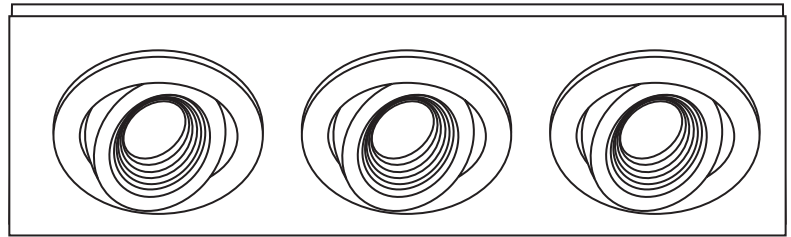


LVN2016MH LVN3916MH

Varia

Concealed Adjustable Illumination
20W and 39W MR16
Metal Halide Lamp



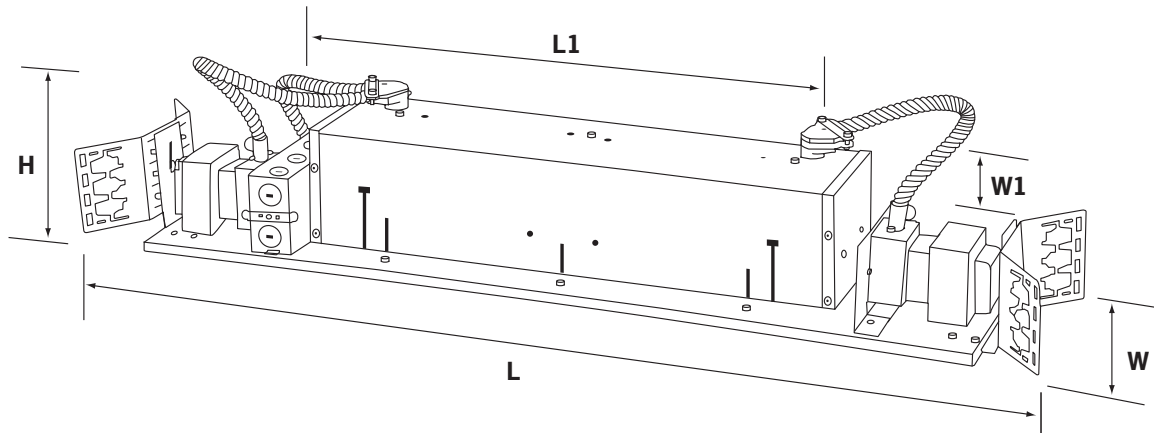
Shown with CTR307MH-P Trims

Catalog No. _____

Type _____

Project _____

Part Number	Housing Dimensions			Ceiling Opening		Trim Plate Size	
	L	W	H	L	W	L	W
LVN_16MHX2	23-5/8"	6-7/8"	6-9/16"	9-15/16"	4-3/4"	12-1/4"	6"
LVN_16MHX3	27-3/4"	6-7/8"	6-9/16"	14-9/16"	4-3/4"	16-3/4"	6"
LVN_16MHX4	37"	6-7/8"	6-9/16"	18-7/8"	4-3/4"	21-1/4"	6"



Specifications/Features

Housing/Mounting

Architectural grade multiple accent housing available in 2, 3 and 4 lamp configurations, see table above for aperture size & ceiling opening. Allow 3" clearance around fixture for installation into insulated ceilings. Adjusts to varying ceiling thicknesses. Lamp housing is removable through ceiling aperture for access to junction box. Junction box has (3) 1/2" pryouts, (2) 3/4" pryouts, and (1) 1/2" and 3/4" pryout with spring latch plates. Commercial Mounting Kit (RL-KIT) provides up to 5" of vertical adjustment. Use with flat hanger bars (HB-24) for installation to T-Bar, grid, or concealed spine ceiling construction. C-channel hangers (HBC-24) for grid ceiling applications. Torsionite springs for easy installation of aperture frame/faceplate.

Lamp/Electrical

(1) 20W or 39W MR16, GX10 base, Ceramic Metal Halide lamp per socket. Ceramic Twist Lock Socket. Electronic ballasts

120V or 277V for 50/60Hz operation
20W CMH: 24W Input. 0.20A@120V, 0.10A@277V per socket
39W CMH: 44W Input. 0.39A@120V, 0.17A@277V per socket
Sound rating A, Harmonic Distortion < 15%
Thermally and transient protected

Trims

Use any combination of a wide selection of trim options to suit a broad range of applications. See attached "Trims for 3" MR16 Recessed Housings" spec sheet for details. Trims mounted in faceplate allow for 359° adjustability

Warranty

This fixture is covered by Con-Tech's full one (1) year replacement guarantee after date of purchase. Electronic ballasts have a five (5) year manufacturer's warranty.

Listing

cULus listed. Suitable for damp locations.

Ordering Information

Example Order: - -

Housing	Lamping	# of Lamps	Finish	Wattage	Trims
<input type="text" value="LVN"/>	<input type="text" value="2016MH - 20W
3916MH - 39W"/>	<input type="text" value="X2
X3
X4"/>	<input type="text" value="P - White"/>	<input type="text" value="- 120V Standard,
Leave Blank
27 - 277V"/>	<input 3\"="" for="" mr16<br="" trims="" type="text" value="See attached
\"/> CMH Recessed Housings\" sheet."/>



Trims for 3" MR16 CMH Recessed Housings

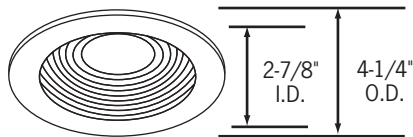
Catalog No. _____

Type _____

Project _____

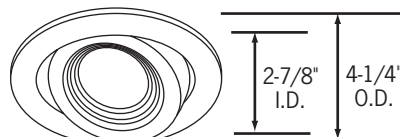
General Trim Information

Maximum lamp rating for most trim options: 39W 120V MR-16 Ceramic Metal Halide lamp.
All trims have white trim finish unless specified.
All trims are cULus listed.
All trims are suitable for damp locations.

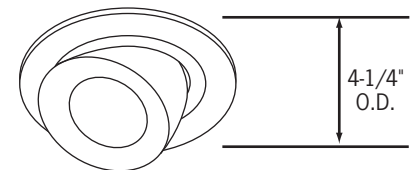


CTR301MH-P
Adjustable Black Baffle

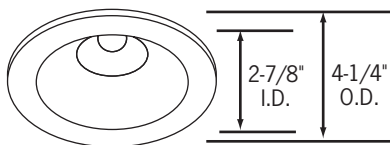
CTR301MH-WHT
Adjustable White Baffle
15° Vertical swing, (1) 45mm lens option.



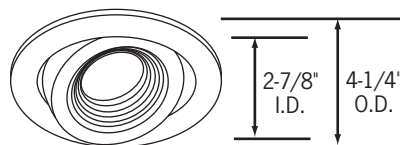
CTR306MH-P
Surface Adjustable Black Baffle
40° Vertical adjustment, 359° horizontal rotation.
Regressed black baffle reduces surface brightness. Flat, stainless mounting clips hold trim firmly to ceiling.



CTR325MH-(P, B, NK, ST)
Fully Adjustable
Die cast, fully adjustable, round lampholder and backplate. Easy relamping with twist-off front retaining ring. Unsurpassed aiming flexibility: 87° vertical, 359° rotational. Specify trim finish.



CTR302MH-P-(BLK, PL, WHT)
Adjustable Multiplier, White Trim Ring, Select Reflector Finish
37° Vertical adjustment, (1) 45mm lens option.



CTR307MH-(P, B)
Adjustable Pin Spot, Black Baffle
CTR307MH-WHT
Adjustable Pin Spot, White Baffle
Deep baffle for maximum lamp concealment. May be used as a pin spot style downlight or an adjustable accent light. 35° Vertical adjustment. (1) 45mm lens option.



CTR303NMH-P
Slotted Wall Wash
1-3/8" x 2-1/2" Oblong Slot
50° Swing adjustment, external 358° rotation. Slot aperture permits maximum beam area adjustment for either wall wash or concealed accent lighting effects. Black interior surface, (1) 45mm lens option.

Reflector/Trim Finishes

Reflector Finish Options:

BLK - Black, Specular
WHT - White Light, Specular

Trim Finish Options:

P - White
B - Black
NK - Nickel
ST - Brushed Stainless Steel



1-800-728-0312

www.con-techlighting.com

All specifications subject to change without notice.