

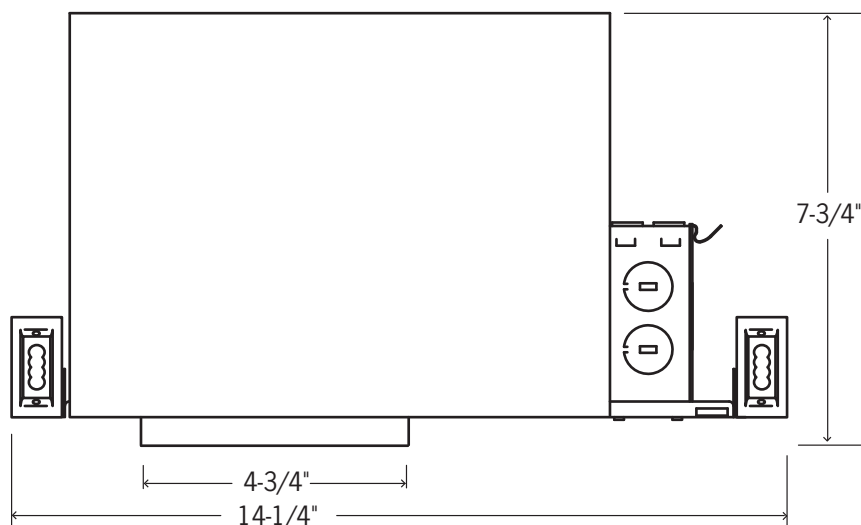
RL4113VEMV-ICAT*
RL4118VEMV-ICAT
RL4126VEMV-ICAT

**4" Residential
 Compact Fluorescent
 Recessed Housing**

Catalog No. _____

Type _____

Project _____



4-7/8" Ceiling Opening

Specifications/Features

Housing

4-3/4" aperture size, vertical lamp position.
 Flat plaster frame design.
 Insulated ceiling, thermally protected housing.
 Will work in ceiling thickness from 1/2" – 1-3/4".
 Prewired junction box with convenient screwdriver pry-outs: (4) 1/2", (1) 1/2" – 3/4" concentric and (4) Romex knockouts.
 Spring-latch access plates.
 Dual extension bar hangers adjustable for 16" and 24" center joints. Hanger bars may be extended to rest on T-bar ceilings.
 Approved for through-branch (4-in/4-out) (8) #12 AWG wiring.
 High performance tested for StopAire™ according to ASTM-283.

Lamp/Electrical

(1) 13, 18 or 26W DTT/Electronic multi-voltage ballast (120V - 277V).
 13W, DTT or TTT GX24Q-1 Base, 120V (.13A), 277V (.05A)
 18W, DTT or TTT GX24Q-2 Base, 120V (.15A), 277V (.07A)
 26W, DTT or TTT GX24Q-3 Base, 120V (.24A), 277V (.10A)

Warranty

This fixture is covered for two (2) years by a full replacement guarantee after date of purchase.
 Electronic ballasts have a five (5) year warranty.

Listing

cULus listed. Listed for damp locations.
 Energy Star qualified.
 *RL4113VEMV-ICAT Housing is not Energy Star Qualified.
 State of California Title 24 compliant.
 Conforms to Washington State Energy Code for low air infiltration.
 New York State Energy Code compliant.

Ordering Information

Example Order:

RL4113VEMV-ICAT

CTR141902V-WHT

Housing

RL4113VEMV-ICAT - 13W DTT/TTT Housing
RL4118VEMV-ICAT - 18W DTT/TTT Housing
RL4126VEMV-ICAT - 26W DTT/TTT Housing

Trims

CTR141901V-P - Black Baffle, Clear Upper Reflector*
CTR141901V-WHT - White Baffle, Clear Upper Reflector*
CTR141902V-CLR - Specular Clear Reflector Trim*
CTR141902V-WHT - Specular White Reflector Trim*
CTR141902V-GLD - Specular Gold Reflector Trim*
CTR141902V-PL - Matte Platinum Reflector Trim*
CTR141905V-P - Black Baffle Collar, Convex Frosted Lens, Clear Specular Upper Reflector*

*All trims have white plastic trim ring



4" Trims for Vertical Lamp Energy Star Rated Compact Fluorescent Recessed Housings

Catalog No. _____

Type _____

Project _____

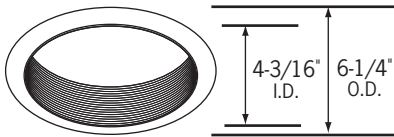
General Trim Information

All trims are compatible with **4 Inch Energy Star Rated Compact Fluorescent Recessed Housings**.

All trims have white trim finish unless specified.

All trims are cULus listed.

All trims are suitable for damp locations; only shower trims are listed for wet locations.

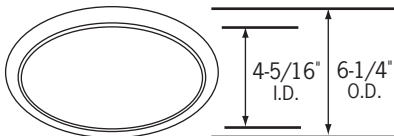


CTR141901V-P

Black Baffle, Clear Upper Reflector,
White Plastic Trim Ring

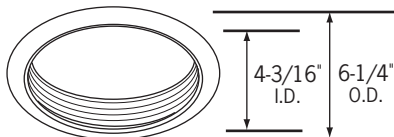
CTR141901V-P-WHT

White Baffle, White Upper Reflector,
White Plastic Trim Ring



CTR141902V - (CLR, GLD, PL, WHT)

Specular Reflector: **-CLR** (Clear), **-GLD** (Gold),
-PL (Matte Platinum), **-WHT** (White)



CTR141905V-P

Black Baffle Collar

Baffle collar. Convex frosted lens. Clear specular
upper reflector. White trim ring.



1-800-728-0312

www.con-techlighting.com

All specifications subject to change without notice.

RL4113VEMV-ICAT* RL4118VEMV-ICAT RL4126VEMV-ICAT

**4" Residential
Compact Fluorescent
Recessed Housing**

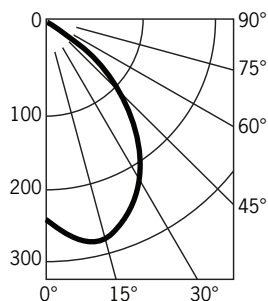
Catalog No. _____

Type _____

Project _____

RL4118VEMV-ICAT/CTR141901V-WHT

Lamp: (1) 18W TTT Lumens: 1200 per lamp Spacing Criteria: 1.2 Test: 61794



Candlepower Summary

FROM 0	ZONAL LUMENS
0	253
5	261
15	284
25	258
35	199
45	127
55	68
65	24
75	11
85	3
95	0

Cone of Light
Note: Diameter shown is where fc value is half the fc at nadir.

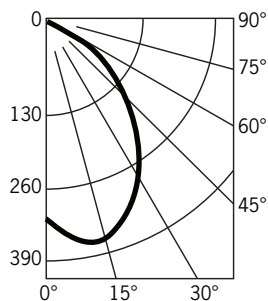
DISTANCE (FT.)	FOOTCANDLES (FC)	BEAM DIAMETER (FT.)
6'	7.0	7.4
8'	4.0	9.9
10'	2.5	12.3
12'	1.8	14.8
14'	1.3	17.3
16'	1.0	19.8

Coefficients of Utilization
Note: Effective floor cavity reflectance = 20%

RC RW	80%		70%		50%	
	50%	30%	50%	30%	50%	30%
0	52	52	51	51	48	48
1	47	45	46	45	44	43
2	42	40	41	39	40	38
3	38	35	37	35	36	34
4	34	31	34	31	33	30
5	31	28	31	28	30	27
6	29	25	28	25	27	25
7	26	23	26	23	25	22
8	24	21	24	21	23	20
9	22	19	22	19	22	19
10	21	18	21	18	20	17

RL4126VEMV-ICAT/CTR141901V-WHT

Lamp: (1) 26W TTT Lumens: 1800 per lamp Spacing Criteria: 1.2 Test: 61795



Candlepower Summary

FROM 0	ZONAL LUMENS
0	321
5	339
15	365
25	346
35	261
45	167
55	99
65	37
75	15
85	4
95	0

Cone of Light
Note: Diameter shown is where fc value is half the fc at nadir.

DISTANCE (FT.)	FOOTCANDLES (FC)	BEAM DIAMETER (FT.)
6'	8.9	7.5
8'	5.0	10.0
10'	3.2	12.5
12'	2.2	15.0
14'	1.6	17.5
16'	1.3	20.0

Coefficients of Utilization
Note: Effective floor cavity reflectance = 20%

RC RW	80%		70%		50%	
	50%	30%	50%	30%	50%	30%
0	46	46	45	45	43	43
1	42	40	41	40	39	38
2	42	40	41	40	39	38
3	34	31	33	31	32	30
4	30	27	30	27	29	27
5	28	25	27	24	26	24
6	25	22	25	22	24	22
7	23	20	23	20	22	20
8	21	18	21	18	21	18
9	20	17	19	17	19	16
10	18	15	18	15	18	15

