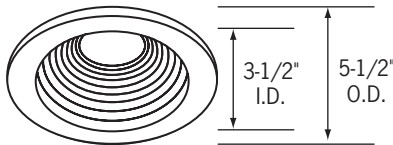


Trims for 4" RL16G Series Housings

- All trims have white trim ring finish unless specified.
- All trims are cCSAus Certified and suitable for damp locations; only shower trims are rated for wet locations.
- All trims compatible with Megaman® PAR16 lamps. For other manufacturer LED lamp compatibility, please consult factory.
- Clear lens provided with trim should only be used with open MR16 lamps. Lens should not be used with LED lamps.

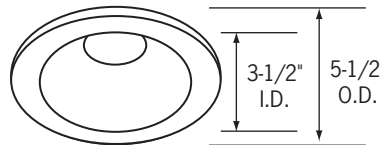


CTR1601-B*
Adjustable Black Baffle, Black Trim Ring

CTR1601-P*
Adjustable Black Baffle

CTR1601-P-WHT*
Adjustable White Baffle

Deep baffle traps stray light and conceals lamp. May be used as downlight or adjustable accent light with 60° swing adjustment.

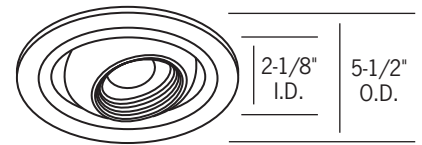


CTR1602-P-(BLK, CLR, PL, WHT)*
White Trim Ring, Select Reflector Finish

CTR1602-B-BLK*
Black Trim Ring, Black Reflector

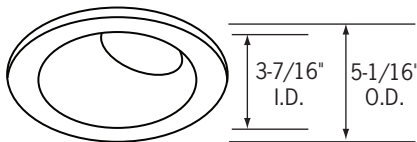
CTR1602-(ST, NK)-CLR*
Select Metal Trim Finish, Clear Reflector

Multipliers utilizes a highly polished, specular reflector to maximize light intensity while concealing the light source. Offers the flexibility to be used as a downlight or adjustable accent light with 35° swing adjustment.

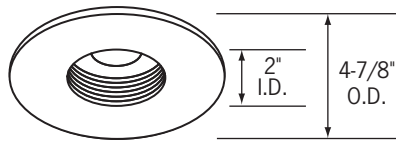


CTR1608-P
Black Baffled Eyeball

Up to 45° vertical aiming, 358° rotational adjustment. Black baffle provides excellent cutoff and lamp concealment. 45mm lens.



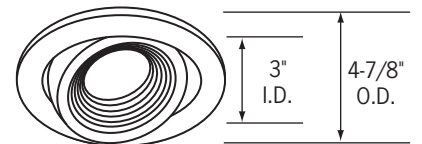
CTR1614-P-CLR
Clear Reflector Angled Wall Wash
Adjustable lampholder; 55-75° aiming angle. 45mm lens.



CTR1605-P*
Black Baffled Pin Spot

CTR1605-P-WHT*
White Baffled Pin Spot

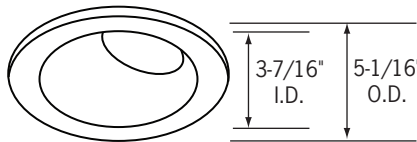
Precise beam spread and unobtrusive appearance. Concealed lamp design for maximum eye comfort. Deep baffle.



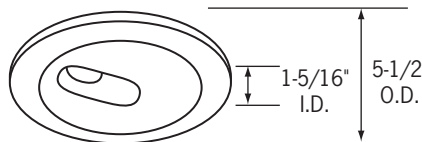
CTR1609-P
Surface Adjustable, Cast Black Baffle

CTR1609-P-WHT
Surface Adjustable, Cast White Baffle

Low glare baffle. Downlight or adjustable accent light with up to 35° vertical and 358° rotational adjustment. 50mm lens.



CTR1614CL-P-CLR
Angled Wall Wash Shower Trim
Die cast aluminum. Clear specular angled reflector. Adjustable lampholder; 55-75° aiming angle. Double neoprene gasketed. Clear glass lens. 45mm lens.



CTR1603-P
Slotted Wall Wash
Slot aperture permits maximum beam area adjustment for either wall wash or concealed accent lighting effects. 50° swing adjustment, 358° rotation. 50mm lens.



CTR1624G- (B, P)
Fully Adjustable Square in Round, Select Finish
87° vertical and 359° rotation adjustment. Die-cast aluminum construction. Front access, spring latch lamp retainer ring. 47mm lens. Depth from ceiling: 2-1/2"

All finishes are not available for all trims.

Reflector Finish Options:

- CLR** - Clear, Specular
- BLK** - Black, Specular
- WHT** - White Light, Specular
- PL** - Platinum, Matte

Trim Finish Options:

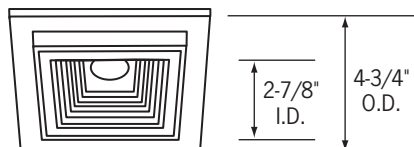
- P** - White
- B** - Black
- NK** - Nickel
- ST** - Brushed Stainless Steel

*Trim uses stepped lens holder design and can hold up to two (2) light controlling elements. 45mm lens on lower level of lamp seat, 50mm lens on higher level.

CONTINUED

Trims for 4" RL16G Series Housings

- All trims have white trim ring finish unless specified.
- All trims are cCSAus Certified and suitable for damp locations; only shower trims are rated for wet locations.
- All trims compatible with Megaman® PAR16 lamps. For other manufacturer LED lamp compatibility, please consult factory.
- Clear lens provided with trim should only be used with open MR16 lamps. Lens should not be used with LED lamps.



CTR1604-P

Black Baffled Square
Deep baffle traps stray light and conceals light source. Downlight or adjustable: up to 35° vertical adjustment. 45mm lens.



CTR1601SQ-B

Adjustable Black Baffle, Black Trim

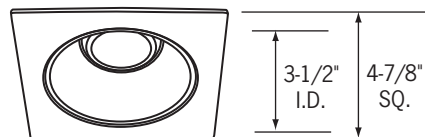
CTR1601SQ-P

Adjustable Black Baffle, White Trim

CTR1601SQ-WHT

Adjustable White Baffle, White Trim

Deep baffle traps stray light and conceals lamp. May be used as downlight or adjustable accent light with 60° swing adjustment.



CTR1602SQ-B-(BLK, CLR)

Adjustable Multiplier; Black Trim, Black or Clear Reflector

CTR1602SQ-P-(CLR, WHT)

Adjustable Multiplier; White Trim, Clear or White Reflector

Multipliers utilizes a highly polished, specular reflector to maximize light intensity while concealing the light source. Offers the flexibility to be used as a downlight or adjustable accent light with 35° swing adjustment.

All finishes are not available for all trims.

Reflector Finish Options:

CLR - Clear, Specular
BLK - Black, Specular
WHT - White Light, Specular
PL - Platinum, Matte

Trim Finish Options:

P - White
B - Black
NK - Nickel
ST - Brushed Stainless Steel

*Trim uses stepped lens holder design and can hold up to two (2) light controlling elements. 45mm lens on lower level of lamp seat, 50mm lens on higher level.