

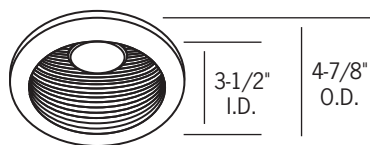
## Trims for 4" Line Voltage RL20 Incandescent Recessed Housings

All trims are compatible with 4 Inch Line Voltage Incandescent Recessed Housings: RL-20, RL20-IC, RL20-R, RL20-SA-R.

**All trims have white trim finish unless specified.**

All trims are cCSAus certified.

All trims are suitable for damp locations; only shower trims are listed for wet locations.



### CTR2001-P

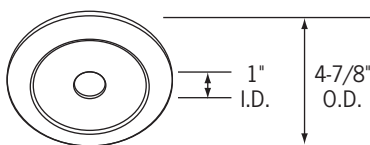
Black Baffled Downlight

### CTR2001W-P

White Baffled Downlight

All steel construction. (3) heat treated spring steel mounting clips. Black socket aiming bracket with screws (provided in carton).

**Max Lamp:** 50W R20, 50W PAR20, 45W PAR16

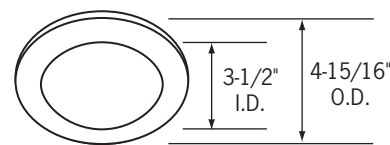


### CTR2005-P

Pin Spot

All steel construction. (3) heat treated spring steel mounting clips. Black socket aiming bracket with screws (provided in carton). Aluminum reflector.

**Max Lamp:** 50W PAR20

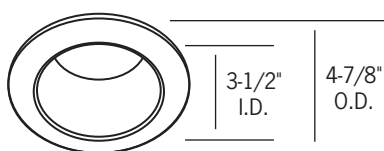


### CTR2011FR-(NK, P)

Flat Frosted Glass Lens Shower Light

All steel construction. (3) heat treated spring steel mounting clips. 1/8" thick heavy duty polyethylene sponge gasket. Wet location listed.

**Max Lamp:** 35W PAR20



### CTR2002-BLK-B

Black Specular Aluminum Reflector, Black Trim

### CTR2002-CLR-P

Clear Specular Aluminum Reflector

### CTR2002-PL-P

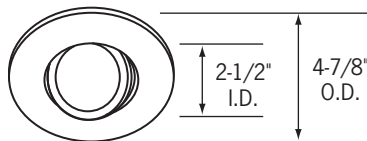
Platinum Aluminum Reflector

### CTR2002-WHT-P

White Specular Aluminum Reflector

All steel construction. (3) heat treated spring steel mounting clips. Black socket aiming bracket with screws (provided in carton).

**Max Lamp:** 50W R20, 50W PAR20, 45W PAR16, 40W A15

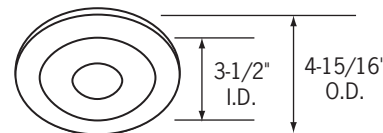


### CTR2007-(P, B, NK)

Surface Adjustable

28° vertical adjustment. All steel construction. (3) heat treated spring steel mounting clips. Lamp retaining sweep spring clip.

**Max Lamp:** 50W PAR20

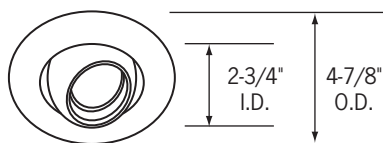


### CTR2011-PH-(NK, P)

Flat Frosted Glass Lens Shower Light with Clear Pin Hole

All steel construction. (3) heat treated spring steel mounting clips. 1/8" thick heavy duty polyethylene sponge gasket. Wet location listed.

**Max Lamp:** 35W PAR20

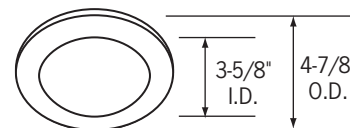


### CTR2008-P

Eyeball

30° vertical adjustment. All steel construction. (3) heat treated spring steel mounting clips.

**Max Lamp:** 50W R20, 50W PAR20, 45W PAR16



### CTR2012-P

Flat Alabite Glass Lens Shower Light

All steel construction. (3) heat treated spring steel mounting clips. 1/8" thick heavy duty polyethylene sponge gasket. Wet location listed.

**Max Lamp:** 35W PAR20



### CTR2003-P

Scoop Wall Wash

1-1/2" x 3-1/2" Aperture

All steel construction. (3) heat treated spring steel mounting clips. Black socket aiming bracket with screws (provided in carton).

**Max Lamp:** 30W R20, 30W PAR20, 35W PAR16

## Reflector/Trim Finishes

### Reflector Finish Options:

**BLK** - Black  
**CLR** - Clear

**WHT** - White  
**PL** - Platinum

### Trim Finish Codes:

**B** - Black  
**NK** - Brushed Nickel

**P** - White  
**S** - Silver