

LT

Single Circuit Line Voltage Track

Specifications/Features

Track

A myriad of configurations are possible with these 120V/20A rated commercial grade track sections. Low profile track cross-section; an economic solution for most applications.

Track has solid copper conductors with Noryl® insulators placed in heavy 14 ga. extruded aluminum channels.

Mechanical polarity with a visual indicator simplifies installation and mounting of fixtures while assuring proper electrical connections. All ConTech track fixtures have two position contacts to access 1-circuit conductors.

Toggle bolts are supplied for simple surface installation.

Nominal length track sections can be cut in the field for exact fit.

Strong "H" design construction.

Track sections may be mounted within ConTech's Recessed Track Housing System to minimize appearance.

Mounting accessories available: T-Bar clips, stems, threaded rods, and aircraft cable.

All track sections are supplied with two insulated end caps. Replacement caps available.

Power Feeds and Connection Accessories

Power feeds and connection accessories are constructed of sturdy polycarbonate with galvanized steel back plates. Every electrical component is polarized and has a grounding capability to ensure safe usage. Visual polarity indicators simplify proper electrical installation. Twelve gauge insulated wire is used for internal connections. Solid copper track contacts provide good electrical conductivity for years of trouble free operation.

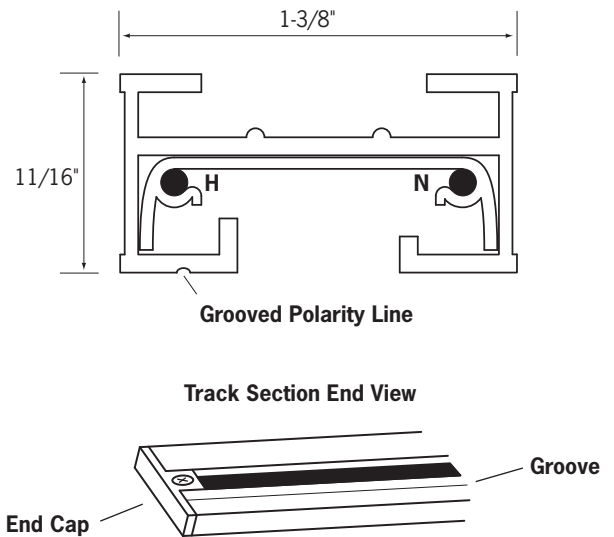
Maximum power rating is 2400 Watts: 20A at 120V, 60Hz. NEC allows 80% of full capacity or 1920 Watts.

Warranty

This fixture is covered by ConTech's full one (1) year replacement guarantee after date of purchase.

Listing

All track and track components are cULus listed except for LA-5 and LA-6. Installations are suitable for dry locations only.



Ordering Information

Example Order: **LT** - -

LT - -

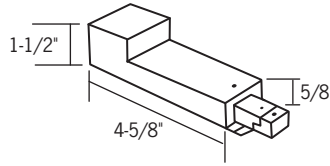
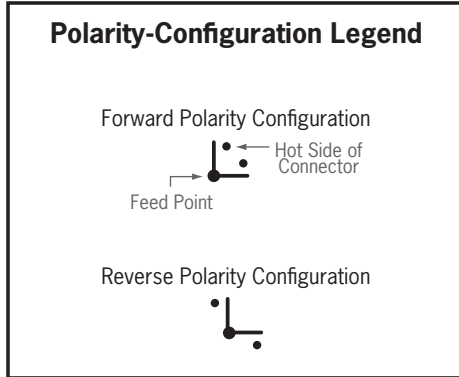
<p>2 - 2' (24") Length; 20-1/8" Actual Length</p> <p>4 - 4' (48") Length; 44-1/8" Actual Length</p> <p>6 - 6' (72") Length; 68-1/8" Actual Length</p> <p>8 - 8' (96") Length; 92-1/8" Actual Length</p> <p>12 - 12' (144") Length; 140-1/8" Actual Length</p>	<p>B - Black</p> <p>P - White</p> <p>S - Silver</p>
--------------------------------------------------------------------------------------------------------------------------------------------------------------------------------------------------------------------------------------------------------------------------------------------------	--------------------------------------------------------------------------

LA11 end caps are supplied with all track sections and may be ordered separately as needed. See other sheets for Recessed Track Systems and 120V Track Accessories. 2', 4', and 6' sections supplied with (2) toggle bolts, 8' and 12' sections supplied with (3) toggle bolts.

LT

Single Circuit Line Voltage Track

Single-Circuit Track Power Feeds

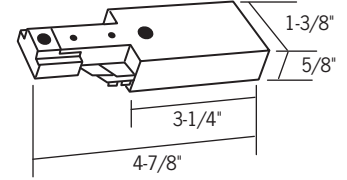


Surface Conduit End Feed



LA-8 ⚡
End Feed. (1) 1/2" top K.O. and (1) 1/2" end K.O. for surface conduit. Finish: -B, P, S

LA-8A ⚡
Reverse Polarity End Feed. (1) 1/2" top K.O. and (1) 1/2" end K.O. for surface conduit. Finish: -B, P, S

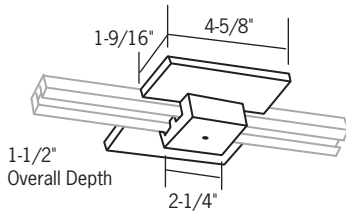


Top Access End Feed



LA-10 ⚡
Power Feed. (1) 1/2" top K.O. for standard electrical conduit. Finish: -B, P, S

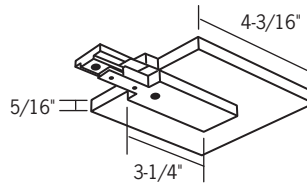
LA-10A ⚡
Reverse Polarity Power Feed. (1) 1/2" top K.O. for standard electrical conduit. Finish: -B, P, S



Floating Feed Point: LA-7 ⚡



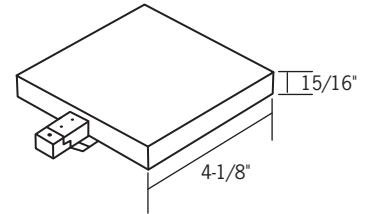
Can be installed anywhere along track. Kit includes square J-Box Canopy Cover, J-Box Mounting Bracket, Track Adaptor, and one LA-211 Series End Cap. Finish: -B, P, S



Outlet Box Feed Kit: LA-9 ⚡



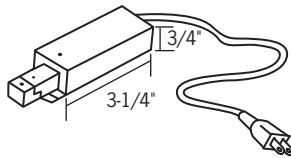
Square Cover Plate With End Feed. (1) 1/2" K.O. Kit includes J-Box Mounting Bracket, Threaded Nipple And Nut. Finish: -B, P, S



T-Bar End Feed: LA-20 ⚡



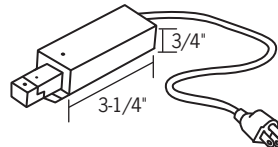
Ceiling End Feed has 4 1/8" square canopy cover. (3) 1/2" top K.O.'s can be used with T-grid installations. Finish: -B, P



2-Wire Cord & Plug Feed: LA-5 ⚡



18 Gauge 14' End Feed Cord, 10A Max., Optional 6A/125V switch, cut-out in cover for cord, **not UL Listed**. Finish: -B, P



3-Wire Cord & Plug Feed: LA-6 ⚡



18 Gauge 14' End Feed Cord, 10 Amps Max., grounded plug and connections, cut-out in cover for cord, **not UL Listed**. Finish: -B, P

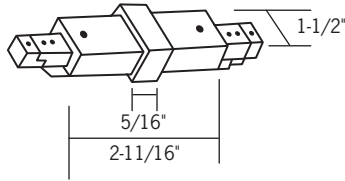
Finish Codes:
B - Black
P - White
S - Silver

Continued on page 3

LT

Single Circuit Line Voltage Track

Single-Circuit Track Connection Accessories

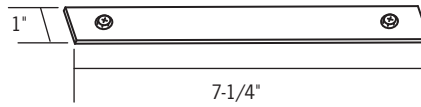


Mini-Connectors



LA-2
Conductive end to end connector. Finish: -B, P, S

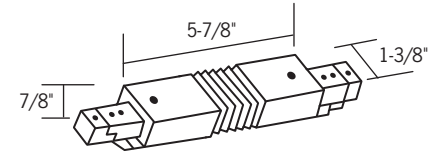
LA-2N
Non-conductive end to end connector. Finish: -B, P, S



Mini-Connector Support Bracket



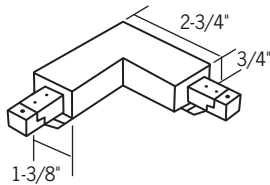
LASB-2
Steel Support Bracket for LA-2 series Mini-Connectors. Aligns and supports two sections of LT Series track, for use with pendant applications. Finish: S



Flexible Connector



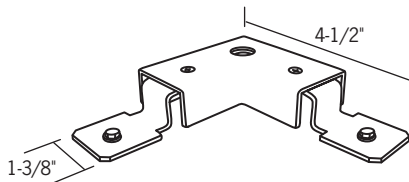
LA-3
Versatile connector allows wall to ceiling or pitched ceiling applications. 35° - 325°. Finish: -B, P, S



3-Way Joiner



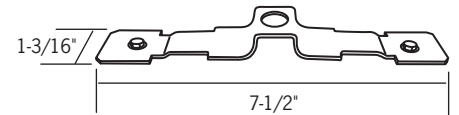
LA-12
Use as standard or reverse polarity "L". Includes optional straight cover. May be used as power feed. Finish: -B, P, S



Corner Bridge Support



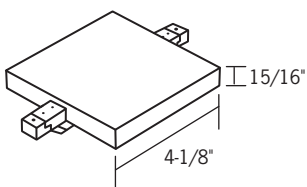
LA-12LTS
For use with LA-12, 3-way joiner. Permits mounting pendant stem kits at center of LA-12.



Straight Bridge Support



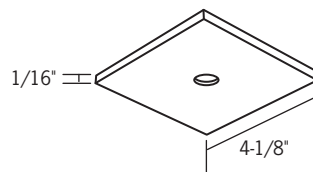
LA-12STS
For use with LA-12, 3-way joiner. Permits mounting pendant stem kits at center of LA-12. May also be used with LA-13, LA-14, and LA-15.



T-Bar Connector: LA-31



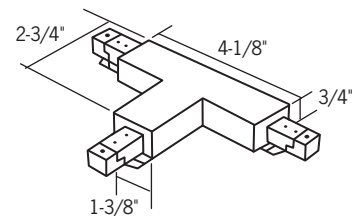
Connector with square canopy cover. (3) 1/2" top K.O.'s. Can be used as straight connector feed with T-grid installations. Can be configured as a standard or reverse polarity "L" connector or straight connector. Finish: -B, P



Outlet Box Cover Plate: LA-4



Square Cover Plate with threaded center access hole. Includes grounding washer, threaded nipple and nut. For use with LA-212, LA-213, LA-214 or LA-215. Covers 4" octagonal J-Box. Finish: -B, P, S

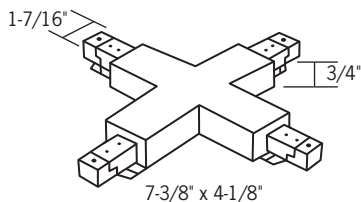


"T" Connectors



LA-13
May be used as feed point. Finish: -B, P, S

LA-14
Reverse Polarity "T" Connector. May be used as feed point. Finish: -B, P, S



"X" Connector



LA-15
May be used as feed point. Wired as two separate "L" sections. Finish: -B, P, S

Finish Codes:
B - Black
P - White
S - Silver

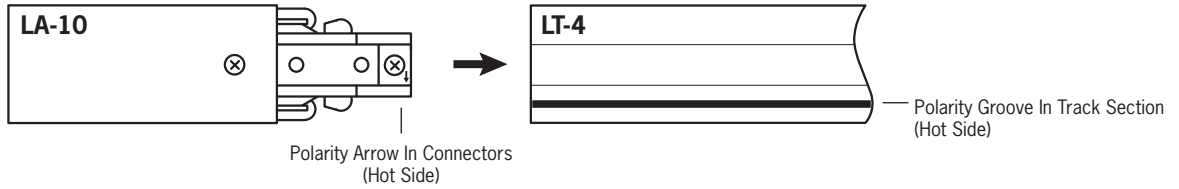
Continued on page 4

LT

Single Circuit Line Voltage Track

Sample System Installation

Line Up Polarity Arrows with Grooves, Insert Connectors Into Track Sections to Assemble Components



Sample Layouts with Polarity

Floor View of Track on Ceiling
All Straight Sections are LT Series Track

Dot = Connector Polarity Arrow Location
Shaded Area = Hot Side Of Connector/Track Section

